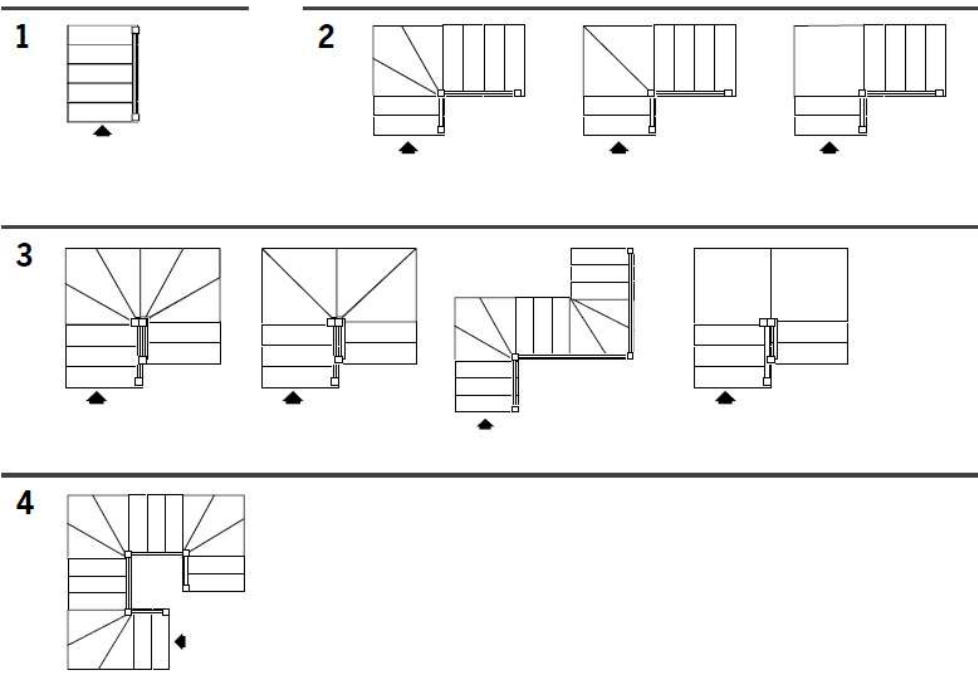


## Forme · Formes · Shapes · Formen · Formas



	G10	G11	G12	G13	G14	G15	G16	G17
h	h	h	h	h	h	h	h	h
	1870	2040	2210	2380	2550	2720	2890	3060
	2310	2520	2730	2940	3150	3360	3570	3780



# REXAL RX2

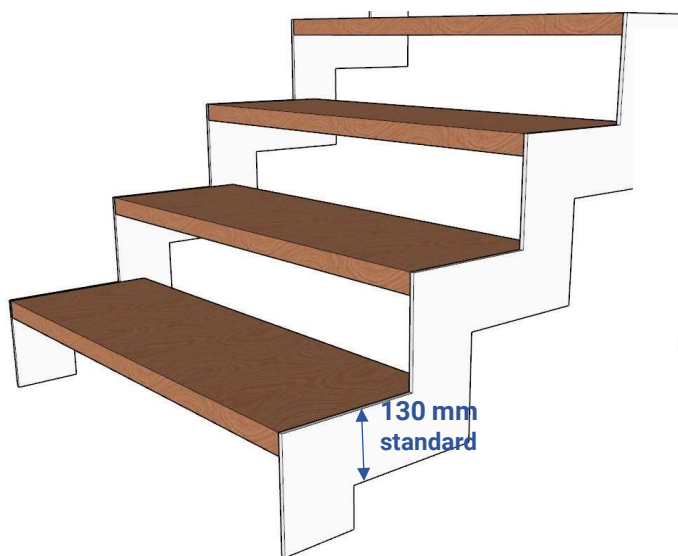
## LE FORME DELLA STRUTTURA

The shapes of the structure

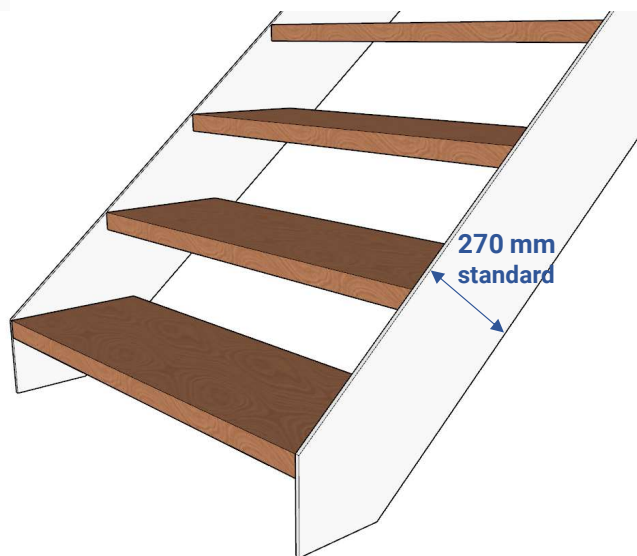
Les formes de la structure

Die Formen der Struktur

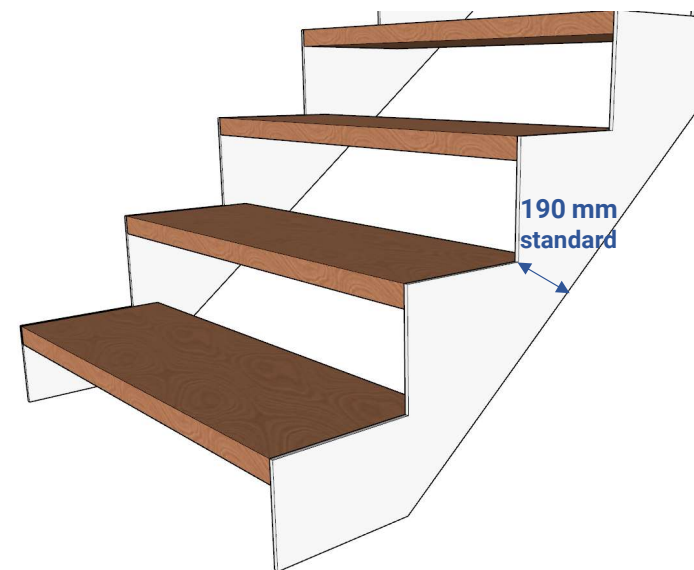
Las formas de la estructura



**Z**  
**(standard)**



**L**  
**(optional)**

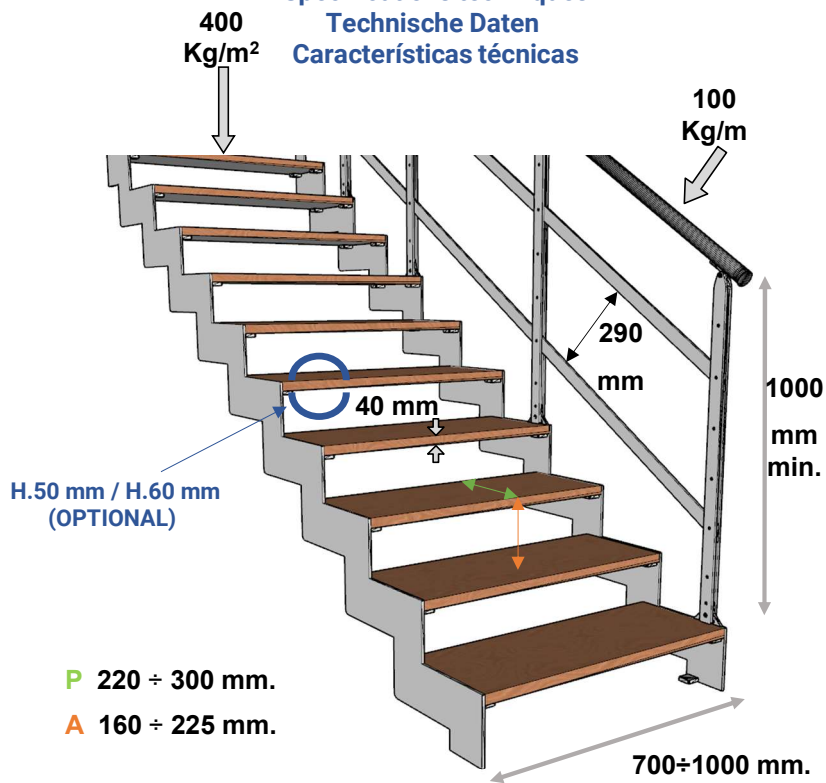


**ZL**  
**(optional)**

# KEY LEGNO

## Caratteristiche tecniche

Technical specifications  
Spécifications techniques  
Technische Daten  
Características técnicas



## Tipologie di legno disponibili

Type of Wood  
Type de bois  
Holzart  
Tipo de madera



**Faggio**  
Beech  
Hêtre  
Buche  
Haya



**Rovere**  
Oak  
Chêne  
Eiche  
Roble

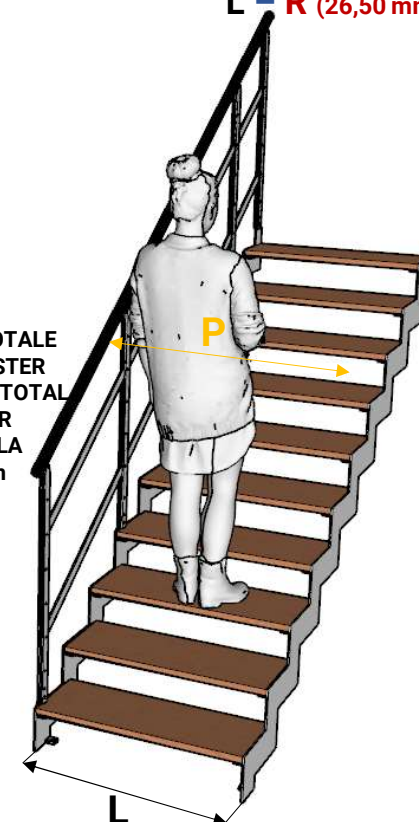
## Calcolo passaggio utile

Useful passage - passage utile  
-nützliche Passage - Pasaje útil

$$L - R (26,50 \text{ mm}) = P$$

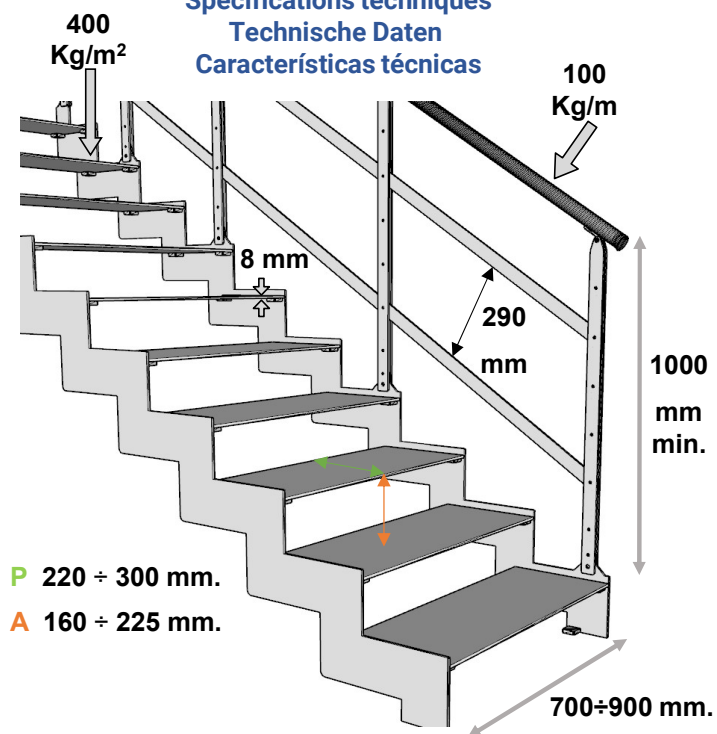
RINGHIERA TOTALE  
TOTAL BANISTER  
GARDE-CORPS TOTAL  
GELÄNDER  
BARANDILLA  
26,50 mm

**R**



## Caratteristiche tecniche

Technical specifications  
Spécifications techniques  
Technische Daten  
Características técnicas



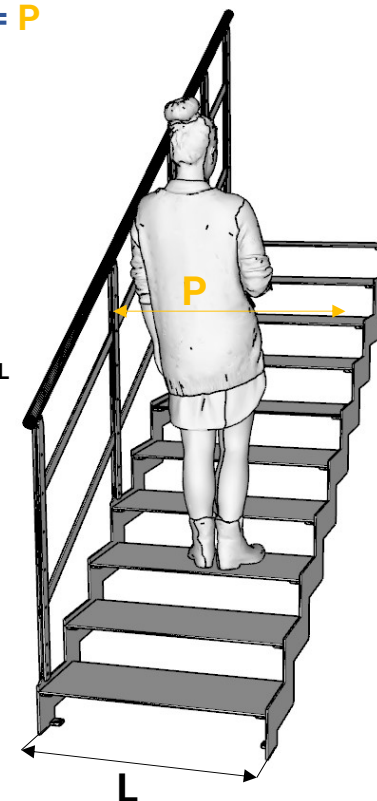
## Calcolo passaggio utile

Useful passage - passage utile  
-nützliche Passage - Pasaje útil

$$L - R (26,50 \text{ mm}) = P$$

RINGHIERA TOTALE  
TOTAL BANISTER  
GARDE-CORPS TOTAL  
GELÄNDER  
BARANDILLA  
26,50 mm

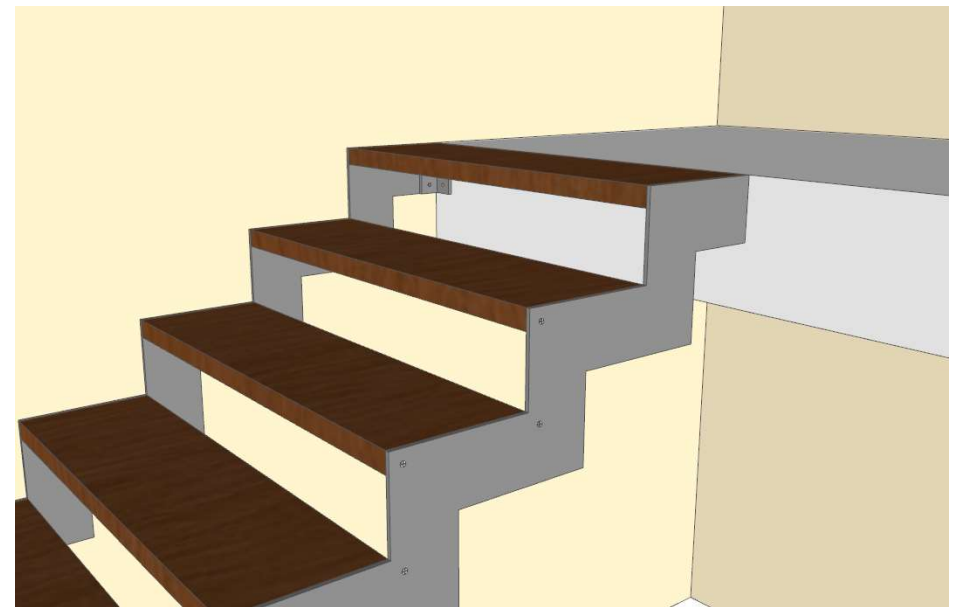
R




**ARRIVO CON ALZATA**  
ARRIVAL WITH RISER  
ARRIVÉ AVEC HAUTEUR  
ANKUNFT MIT STEIGUNG  
LLEGADA CON CONTRAHUELLA



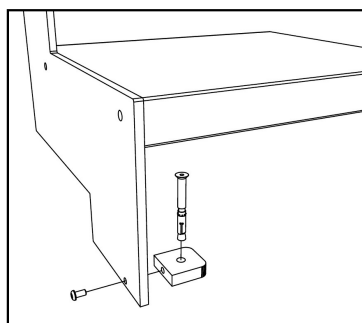
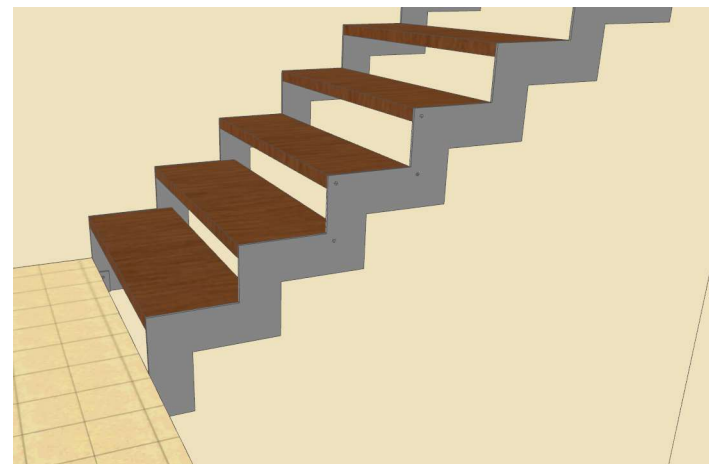
**ARRIVO PARI PAVIMENTO**  
ARRIVAL AT SAME FLOOR LEVEL  
ARRIVÉE AU MÊME NIVEAU DU SOL  
ERREICHUNG GLEICHEN NIVEAU DES BODENS  
LLEGADA MISMO NIVEL QUE EL SUELO



**PARTENZA DA PAVIMENTO**  
FLOOR DEPARTURE - DÉPART DU SOL - ABGANG VOM  
BODEN - SALIDA DESDE EL SUELO



**PARTENZA A SBALZO**  
CANTILEVER DEPARTURE - DÉMARRAGE EN PORTE-À-  
FAUX - ÜBERHANGSTART - ARRANQUE EN VOLADIZO

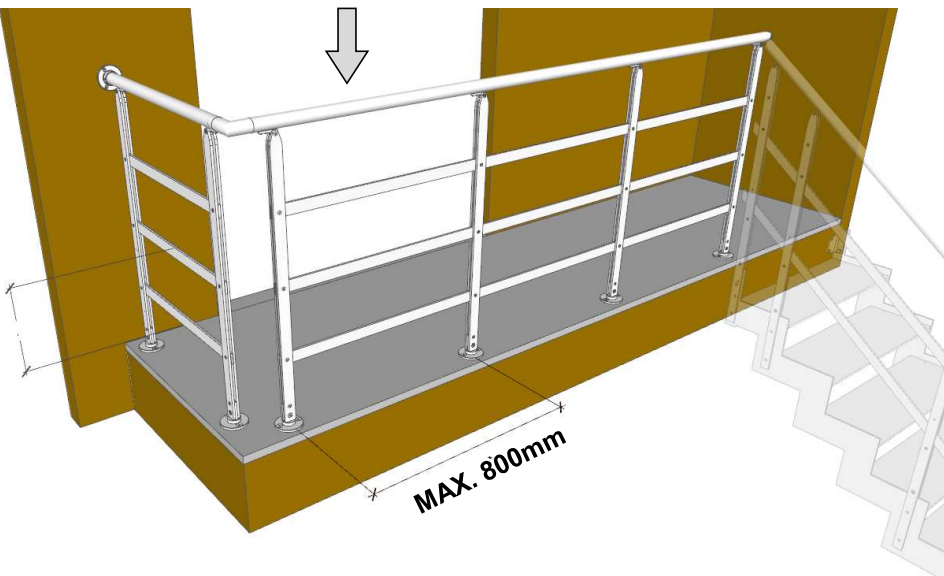


**FISSAGGIO A PAVIMENTO**  
FLOOR FIXING  
FIXATION AU SOL  
BODENBEFESTIGUNG  
FIJACIÓN DEL SUELO

**BALAUSTRRE DISPONIBILI**

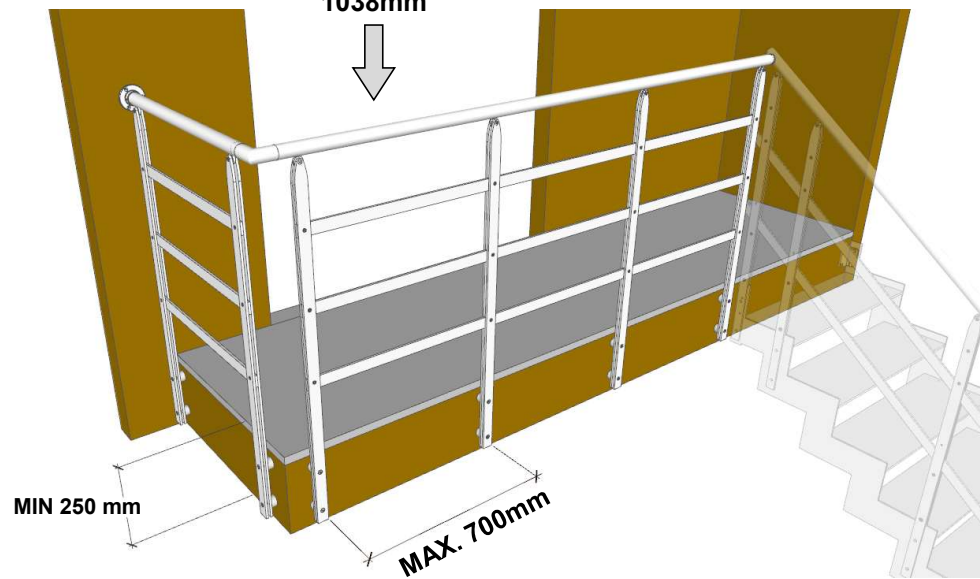
Available Floor Protection Balustrade – Garde-corps étage disponibles –  
Schutzgeländer verfügbar - Barandillas disponibles

1038mm



**A PAVIMENTO**  
AT FLOOR  
AU SOL  
AM BODEM  
FIJACIÓN DEL SUELO

1038mm



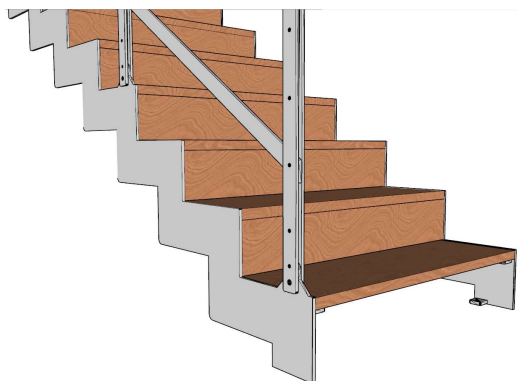
**A SOLETTA**  
EXTERNAL FIXATION AT SLAB  
FIXATION EXTERNE À LA DALLE  
AUSSENBESTIGUNG DER PLATTE  
FIJACIÓN A LOSA EXTERIOR

**Corrimano a muro** - Wall handrail – Main courante murale - Wandhandlauf - Pasamanos de pared



**Alzate chiuse (solo con gradino in legno)**

Closed Risers (wooden steps only) – Contremarches (maerhces en bois seulement) - Setzstufen ( nur Stufen aus Holz) – Contrahuella cerrada (sólo peldaños de madera)



## KEY OPTIONAL

**Gradino in legno** – Wooden steps –  
Marches en bois – Stufenholz - Peldaños de madera



**Scala fuori squadra**

Out of square stair - Escalier hors équerre  
Unregelmäßige Treppe - Escalera fuera de escuadra

